

## "Sure Shift" Air Shifter Bracket Kit


### Installation Guidelines & Safety

You Must Follow and Understand these Instruction


#### 1. Installation

It is basically a simple unbolt and bolt up process. Follow these steps

1. Remove left fairing
2. Remove 2 bottom water pump housing bolts (fig 1A)



3. Install air shifter bracket as shown (fig 1B)



4. Install shift shaft actuator(fig 1B)


Install the unit on the shift rod loosely, make sure the bolt heads are facing towards you-- next attach your cylinder shaft and measure the distance between the end of the collet (the nut on the shaft) and the end of the cylinder where the shaft starts to go in the cylinder. this measurement needs to be 7/8 to 1inch of shaft travel. You are



now done, attach your air line and go have fun.

### 5. Install shift cylinder & hose

Next you will want to mount your air shifter cylinder on the bracket, to do so install your cylinder with the hole in the end over the threaded stud and use install the nylon insert lock nut and tighten the nut making sure that you **STILL HAVE A SMALL AMOUNT OF PLAY** with the cylinder. You **DO NOT** want the cylinder to be bolted solid with the bracket.



## 2. Important Notice

It is the responsibility of the purchaser to follow all instruction and or guidelines and safety precautions detailed in the kit instructions and other manufactures products used with and within this kit. It is your responsibility to determine the compatibility of this part or devices in this part with the vehicle and other components. SpencerCycle.com assumes no responsibility or liability for damages incurred from the use of products or parts of products sold or manufactured by SpencerCycle.com on motor vehicles used for or in competition racing events. SpencerCycle.com does not recommend or approve of products or use of products manufactured by SpencerCycle.com or sold by SpencerCycle.com to be used on motor vehicles on which are or may be operated on public highways or roads, and SpencerCycle.com assumes absolutely no responsibility for damages arising or incurred from such use. Spencercycle.com does not promote or intend its products, manufactured or sold by SpencerCycle.com to be use for illegal street racing. It is the purchasers responsibility to check and abide by all state and local laws pertaining to the use and transportation of nitrous oxide and the actual use of cryogenic gases

## 3. Warranty

SpencerCycle.com warrants to the original purchaser that the components shall be free from defects in parts and workmanship under normal use for 90 days from date of purchase. This warranty is limited to the repair or replacement of any component found to be defective when returned to SpencerCycle.com. The items must be accomplice with original date of purchase and a copy of original invoice or the warranty will be void. This warranty does not apply to any component that has be



**installed incorrectly installed or misused, repaired, tampered with by misuse, negligence or by accident.**

#### **4. Liability Release and Disclaimer**

Spencer Cycle Center Inc. Assumes NO LIABILITY for damages incurred by the purchaser, in the use of products manufactured by and for Spencer Cycle Center Inc. The PURCHASER ASSUMES ALL LIABILITY AND RESPONSIBILITY for attaching and or installation and maintaining any product manufactured by or for Spencer Cycle Center Inc. The purchaser understands that any alteration or modification to a motorcycle or motor vehicle may increase the risk of personal injury, death, or an accident. Installation of this product means the purchaser has read, understand and accepts ALL LIABILITY for using this product. The purchaser releases the parts manufacturer, and Spencer Cycle Inc. from all liabilities pertaining to the installation and use of purchased parts. Chroming, sanding, grinding or any alteration to the product in any way other than the way it is supplied to you voids all warranty. visit [www.spencercycle.com](http://www.spencercycle.com) for more info.

**Thank You for Purchasing you parts from Spencer Cycle Center Inc. if you have any concerns or question please contact us. Toll Free 1-800-510-1945 Mon-Fri 9-6 est.**